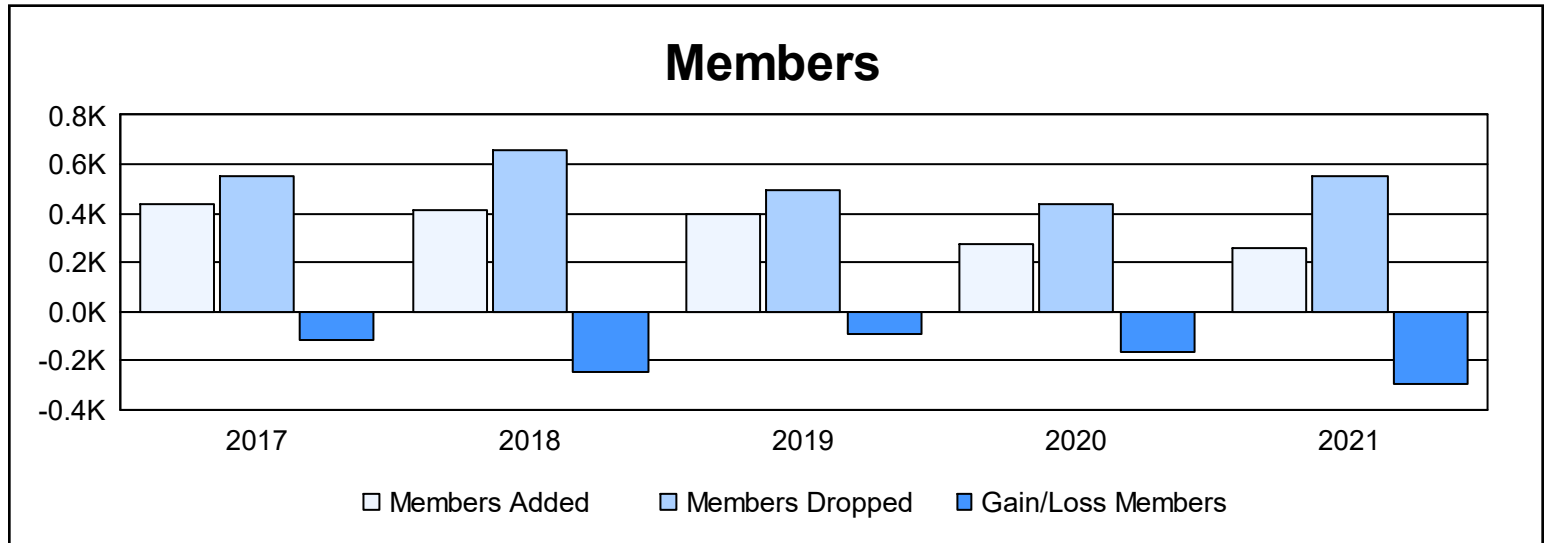
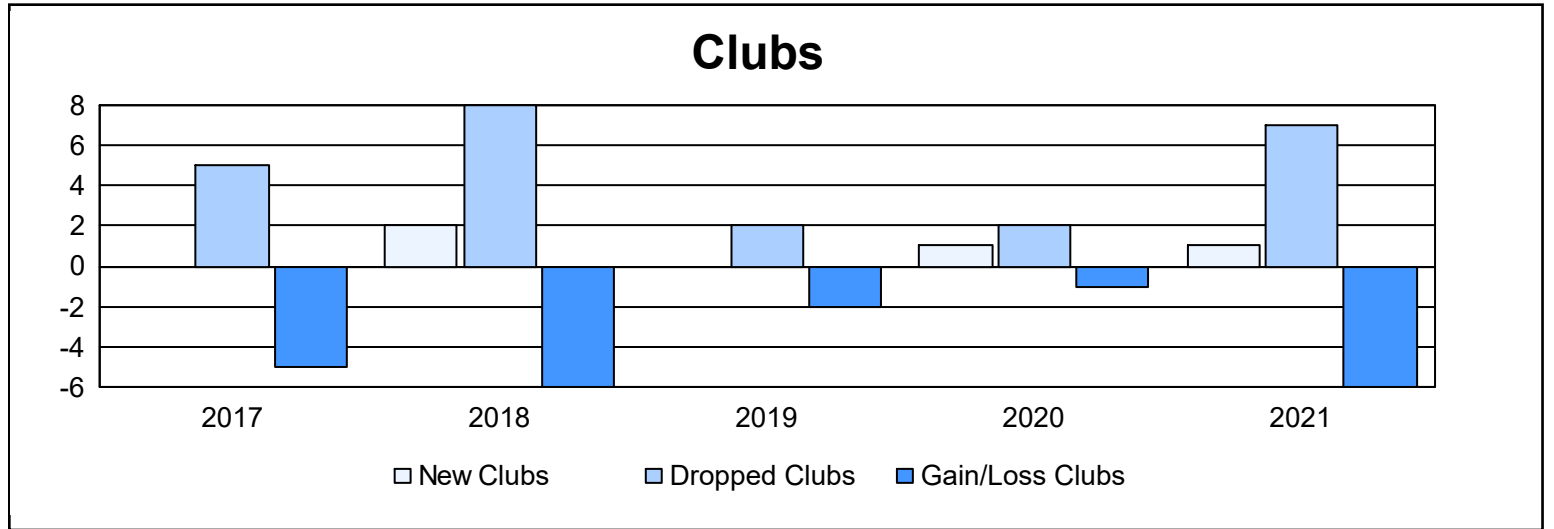


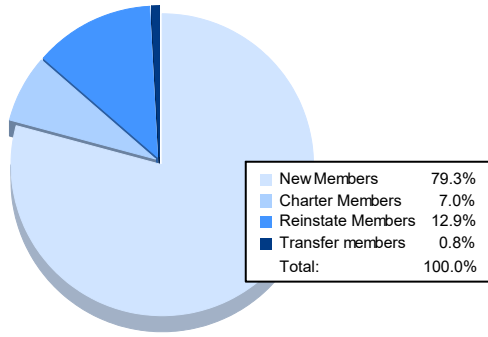
**Multiple District 8**

As of June 2021 Cumulative

Year	New Clubs	Dropped Clubs	Gain/ Loss Clubs	New Members	Charter Members	Reinstate Members	Transfer Members	Total Member Added	Total Members Dropped	Gain/ Loss Members
2016-2017	0	5	-5	396	3	19	18	436	553	-117
2017-2018	2	8	-6	296	88	12	13	409	659	-250
2018-2019	0	2	-2	341	24	29	5	399	494	-95
2019-2020	1	2	-1	212	31	25	9	277	439	-162
2020-2021	1	7	-6	203	18	33	2	256	554	-298
<b>Average</b>	<b>1</b>	<b>5</b>	<b>-4</b>	<b>290</b>	<b>33</b>	<b>24</b>	<b>9</b>	<b>355</b>	<b>540</b>	<b>-184</b>



### Membership Composition June 2021 Cumulative



### Gender Composition June 2021 Cumulative

